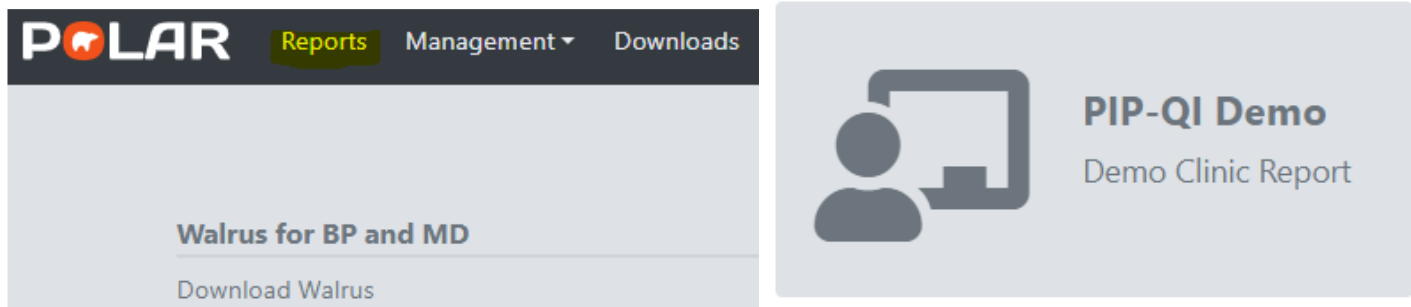
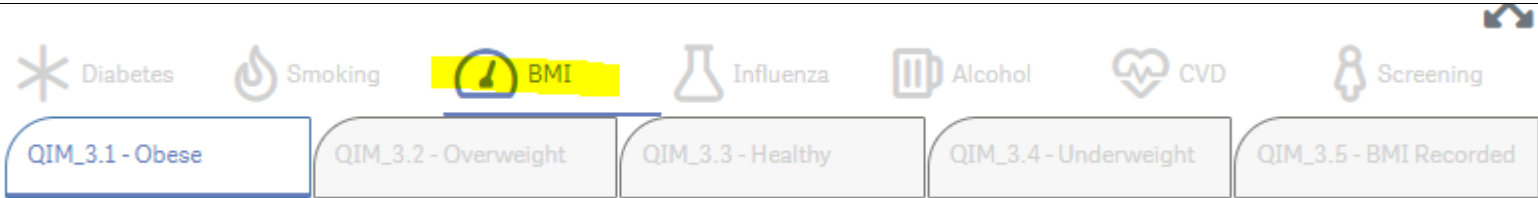



POLAR WALKTHROUGH

Identify RACGP active patients who have a BMI above 30, and those with no recent recording

This activity guides practices to identify how many patients have a particular BMI classification, and how many patients do not have the necessary data collected to calculate BMI. Quality improvement in this area could include increasing the number of patients that have the necessary data collected to calculate BMI.

Instructions	Screen Shot
Login to POLAR, and navigate to 'Reports', selecting the 'PIP-QI'	
Select BMI	
Selecting QIM_3.1, 3.2, 3.3, or 3.4 will show the number of active and RACGP active patients under that classification over time.	

While viewing any of these classifications, select 'Click to select patients' to view patients in this category.

You can see the patient count in the patient list on the right hand side of the screen.

Patient List

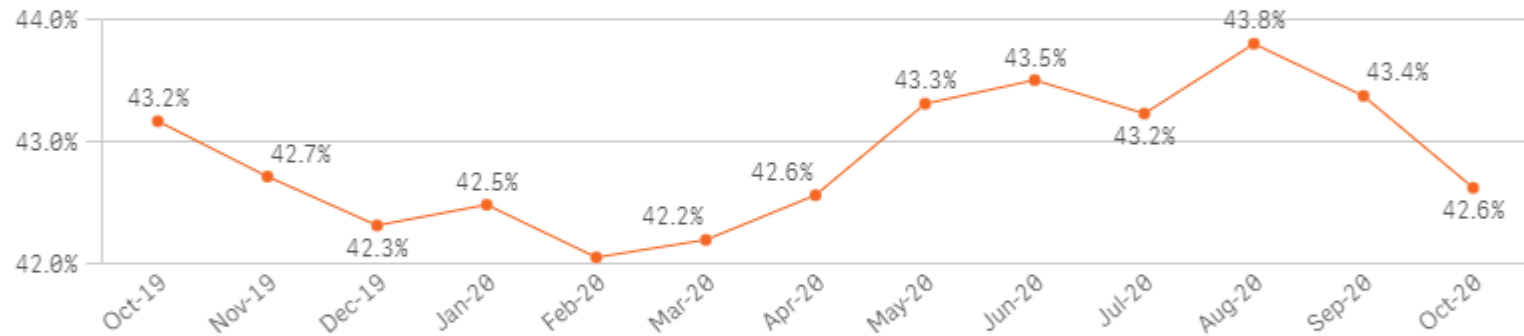
Patient ID	Name	Count
Totals		506
5	Kaelyn McClure	1
94	Rebecca Chapman	1
111	Janessa Horne	1
132	Kaelyn Barron	1
333	Ari Stevenson	1
510	Kayla Vaughan	1
535	Ruby Mosley	1
568	Janiah Salas	1
652	Ashleigh Osborn	1
657	Rose Rivers	1
678	Amiyah Campos	1
778	Maggie Leblanc	1
903	Luca Braun	1
1294	Jovani Wheeler	1
1312	Melody Andrade	1
1328	Lindsey Smith	1
1338	Isis Grimes	1
1599	Aiyana Lyons	1
1633	Isaac Franklin	1

Clear the Patient List

Proportion of regular clients who are aged 15 years and over and who have had their BMI classified as obese within the previous 12 months - where obese is classified as a BMI score of 30 or over.

Use this button to select patients that have a BMI of 30 or above

Click to select patients



Numerator:

RACGP Active and Software Active patients
Aged 15 years and older

Have a BMI calculation of 30 or above, consisting of:

- a height recorded since they turned 15, that is between 0.914 and 2.108 meters
- a weight recorded in the past 12 months

Denominator:

RACGP Active and Software Active patients
Aged 15 years and older

Have a BMI calculation in the past 12 months

You can generate a Patient List by clicking 'Patient List' in the top right hand corner.

Patient List Bookmarks



Selections

Return to the QIM report
with 'Back to Summary'

Back to Summary

Bookmarks ▾



Selections

To clear the patient list, select 'Clear the Patient List'.

Patient List

Patient ID	Name	Count
Totals		506
5	Kaelyn McClure	1
94	Rebecca Chapman	1
111	Janessa Horne	1
132	Kaelyn Barron	1
333	Ari Stevenson	1
510	Kayla Vaughan	1
535	Ruby Mosley	1
568	Janiah Salas	1
652	Ashleigh Osborn	1
657	Rose Rivers	1
678	Amiyah Campos	1
778	Maggie Leblanc	1
903	Luca Braun	1
1294	Jovani Wheeler	1
1312	Melody Andrade	1
1328	Lindsey Smith	1
1338	Isis Grimes	1
1599	Aiyana Lyons	1
1633	Isaac Franklin	1

Clear the Patient List

Selecting QIM_3.5 will show the number of active and RACGP active patients have the necessary data collected to calculate BMI over time.

While viewing this section, select 'Click to select patients' to view patients that DO NOT have the necessary data collected to calculate BMI.

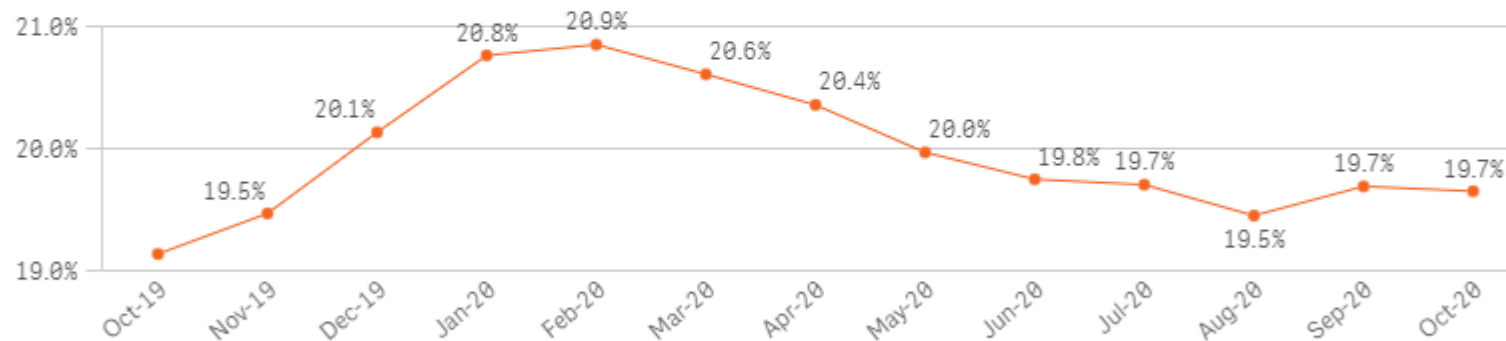
You can see the patient count in the patient list on the right hand side of the screen

QIM_3.5 - BMI Recorded

Proportion of regular clients who are aged 15 years and over who have had their BMI classified.

Use this button to select patients that satisfy the denominator listed below, but do not have a recent BMI calculation recorded

[Click to select patients](#)



Numerator:

RACGP Active and Software Active patients
Aged 15 years and older
Have a BMI calculation in the past 12 months

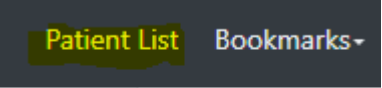
Denominator:

RACGP Active and Software Active patients
Aged 15 years and older

Patient List

Patient ID	Name	Count
Totals		4,851
11	Elisa Ward	1
12	Celia Dalton	1
20	Javon Horn	1
26	Blaine Gill	1
50	Carolina Swanson	1
54	Jaylee Robles	1
63	Eden Knapp	1
86	Kathy Charles	1
89	Keira Pineda	1
126	Annabella Hatfield	1
133	Beatrice Marsh	1
155	Gretchen Mann	1
173	Iris Morrow	1
175	Jimmy Smith	1
186	Iyana Melendez	1
215	Brodie Padilla	1
224	Coby Jones	1
234	Lyla Bass	1
235	Kaia Adams	1

Clear the Patient List

<p>You can generate a Patient List by clicking 'Patient List' in the top right hand corner.</p>	
<p>You could save these filters as a Bookmark, to be able to quickly apply the same filters – click 'Bookmarks' and select 'Create Bookmark from Current Selections' – name your bookmark for future use.</p>	