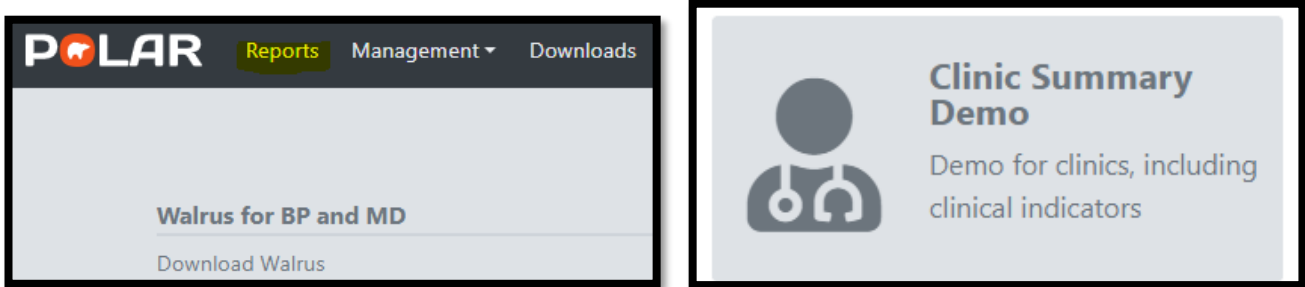
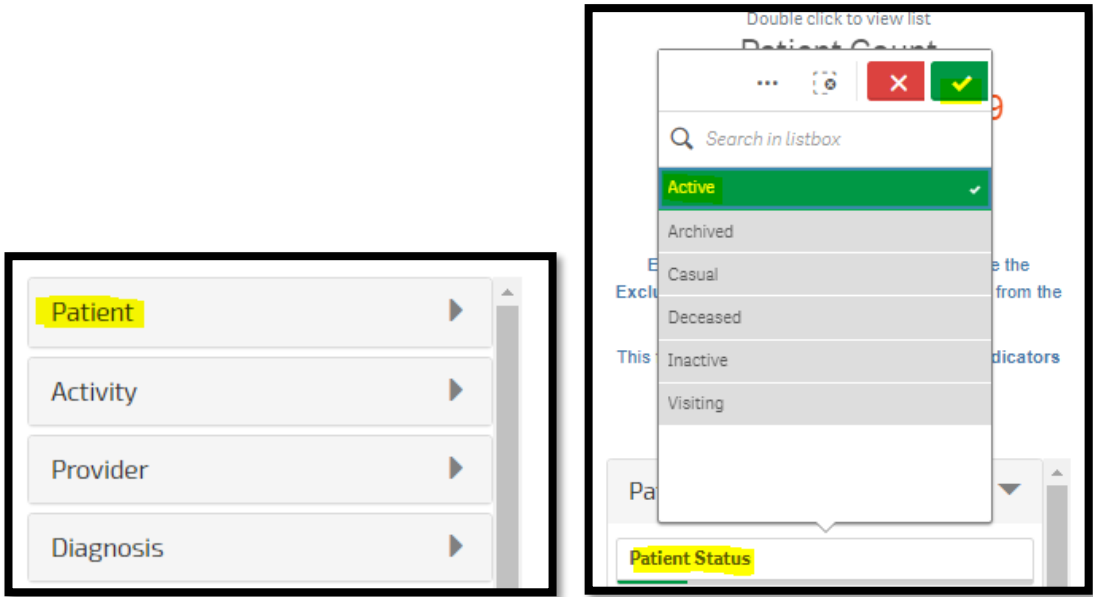


# POLAR WALKTHROUGH

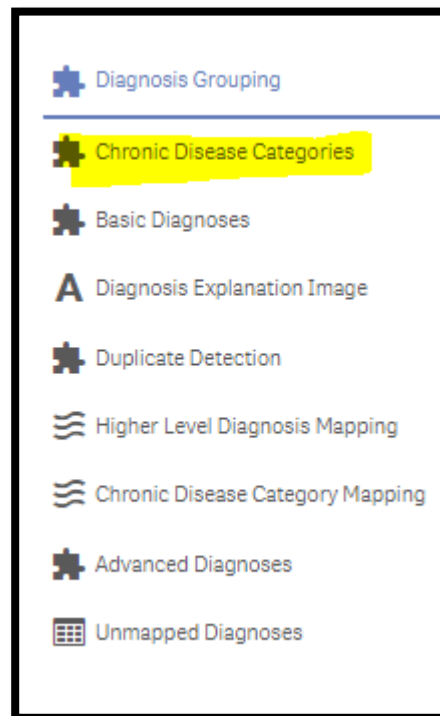
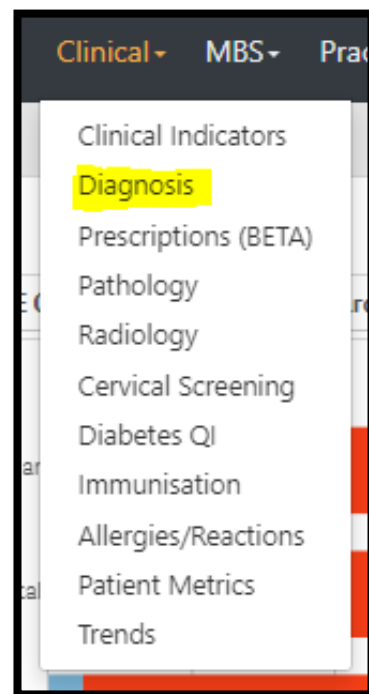
## Identifying active patients with a certain active diagnosis

This activity guides practices to identify active patients who have a certain active diagnosis.

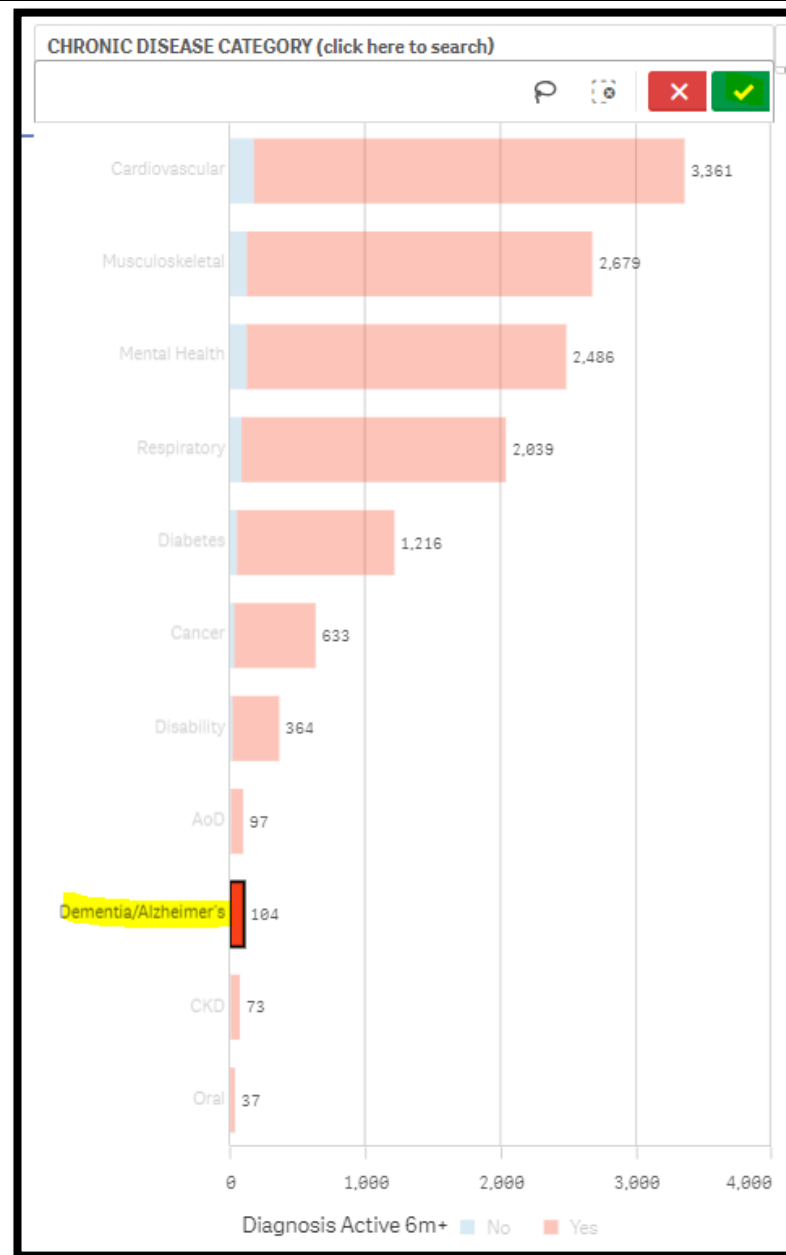
Instructions	Screen Shot
<p>Login to POLAR, and navigate to 'Reports',</p> <p>selecting the 'Clinic Summary'</p>	
<p>Under the 'Filters' on the left,</p> <ul style="list-style-type: none"><li>• click 'Patient',</li><li>• select 'Active'</li><li>• and give it a green tick.</li></ul>	

To identify patients with a certain active diagnosis, hover over the 'Clinical' on the top bar, and select 'Diagnosis'

Then select 'Chronic Disease Categories' on the left side, to enable you to select diagnosis groups (e.g. Dementia/Alzheimer's)



Now select the relevant diagnosis category, (you could repeat this activity with any other chronic condition category you are working on), and click the green tick to confirm the filter.



**ALTERNATIVELY TO THE ABOVE STEP** - If the condition you wish to view is not listed in the Chronic Disease Categories – you can use the search function under “SNOMED Diagnosis” and **select all relevant coded diagnosis’** that show up.

**Please note:** this will only identify patients with a coded diagnosis recorded.

Diagnosis Grouping

Chronic Disease Categories

Basic Diagnoses

Diagnosis Explanation Image

Duplicate Detection

Higher Level Diagnosis Mapping

Chronic Disease Category Mapping

Advanced Diagnoses

Unmapped Diagnoses

CHRONIC DISEASE CATEGORY (click here to search)

SNOMED DIAGNOSIS (click here to search)

Renal Failure

Acute renal failure ✓

Renal failure syndrome ✓

Anaemia of chronic renal failure

Chronic renal failure syndrome

Acute heart failure

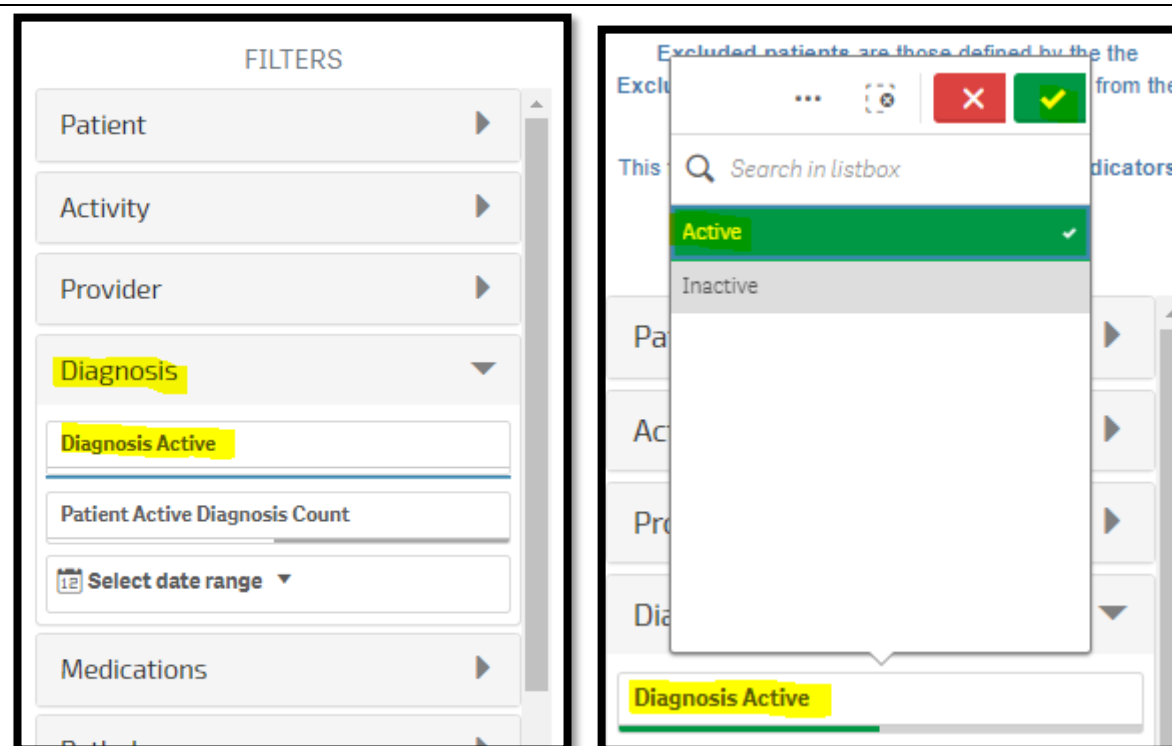
Chronic failure

Chronic renal impairment

Congestive heart failure


Renal failure syndrome	6
Acute renal failure	2

To only include ACTIVE diagnosis', use the filters on the left hand side of the screen, drop down 'Diagnosis', click on 'Diagnosis Active', select 'Active' and give it a green tick.

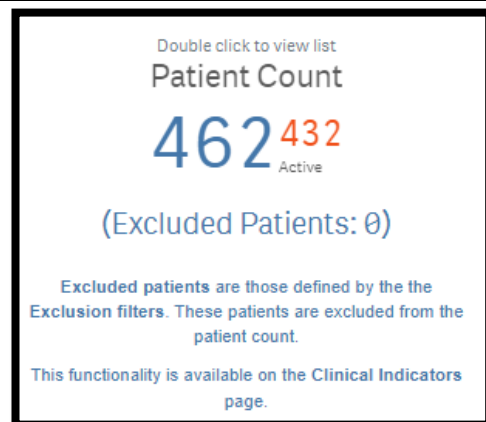


You can confirm your filters have been added, by checking the filter bar across the top of the page

– you should see three filters (Patient Status Active, Chronic Disease/s selected e.g. Cancer, and Diagnosis active,)



You can view the number of patients who fit within these filters by looking at the Patient Count on the top left corner.



You could save these filters as a Bookmark, to be able to quickly apply the same filters – click ‘Bookmarks’ and select ‘Create Bookmark from Current Selections’ – name your bookmark for future use.

**Please note: Bookmarks are user specific, so cannot be shared between users or accounts. A bookmark saves your selected filters, so you can review the same search in the future.**

Patient List Bookmarks-

- 15-29 yr olds with CH TEST IN LAST 12 MONTHS
- Right Care = Better Health Patients 3
- Our GPs Only
- OsteoArthritis and BMI 25 or over
- Pensioners with Hypertension
- POLAR - Identify Patients that Require Breast Screening
- POLAR - Identify Eligible ATSI Health Assessment Patients
- POLAR - Identify Missing ATSI Status Record
- POLAR - Health Assessments Over 75s
- POLAR - Medication Management Reviews
- POLAR - Patients (15+) currently/previously on a NRT with no smoking status recorded
- POLAR - Identify Patients that Require Bowel Cancer Screening
- POLAR - HbA1c Greater >7
- POLAR - Data Quality - smoking status
- 15-29 yr olds with CH TEST IN LAST 6 MONTHS

Create Bookmark from Current Selections

Edit Bookmarks

You can generate a Patient List by clicking 'Patient List' in the top right hand corner.

