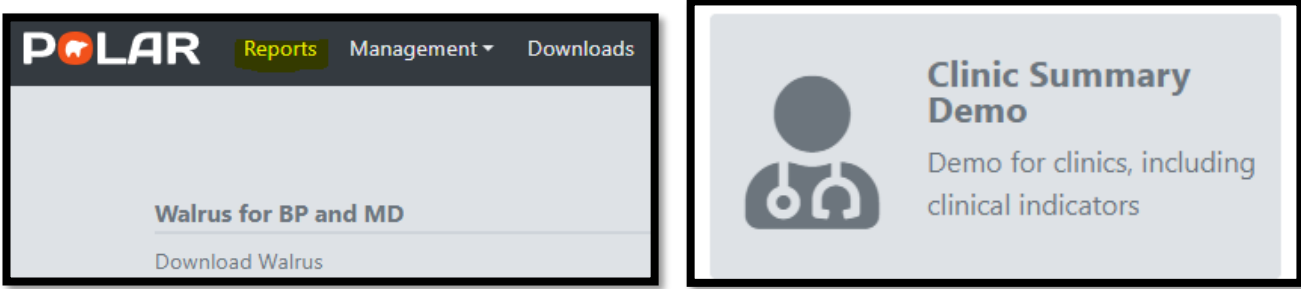
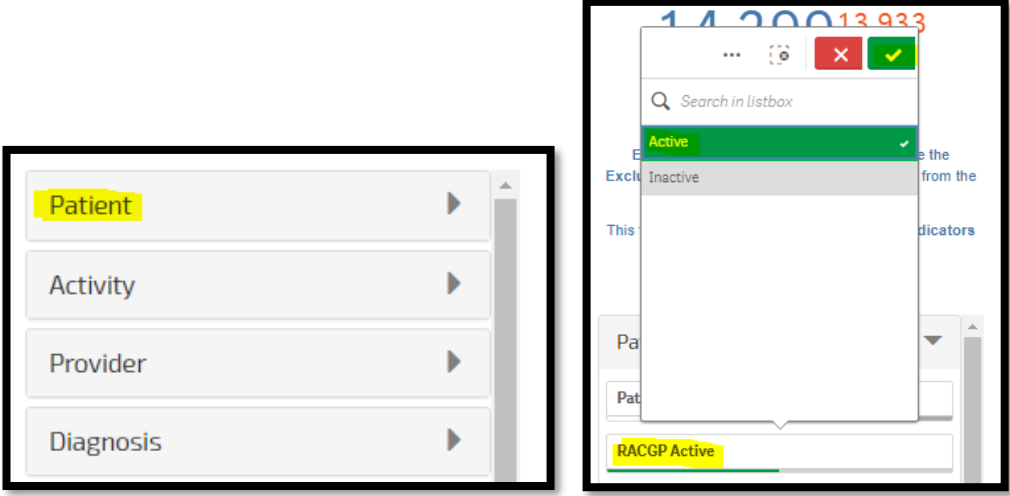


# POLAR WALKTHROUGH

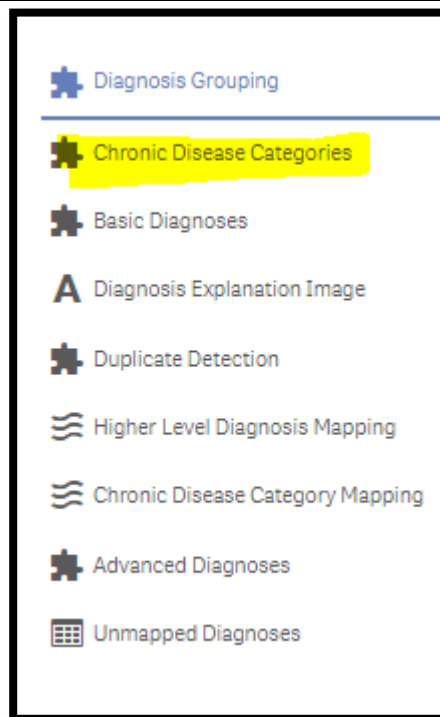
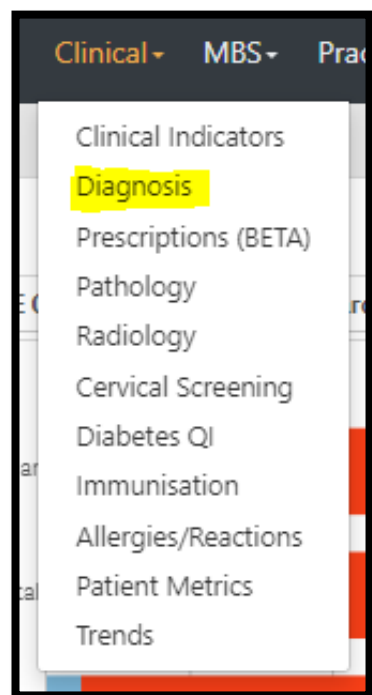
## Identifying RACGP active patients with a certain diagnosis and eligible for a medication review

This activity guides practices to identify RACGP active patients (have attended the clinic at least three times in the last 2 years), who have at least one chronic condition, and are eligible for a medication review.

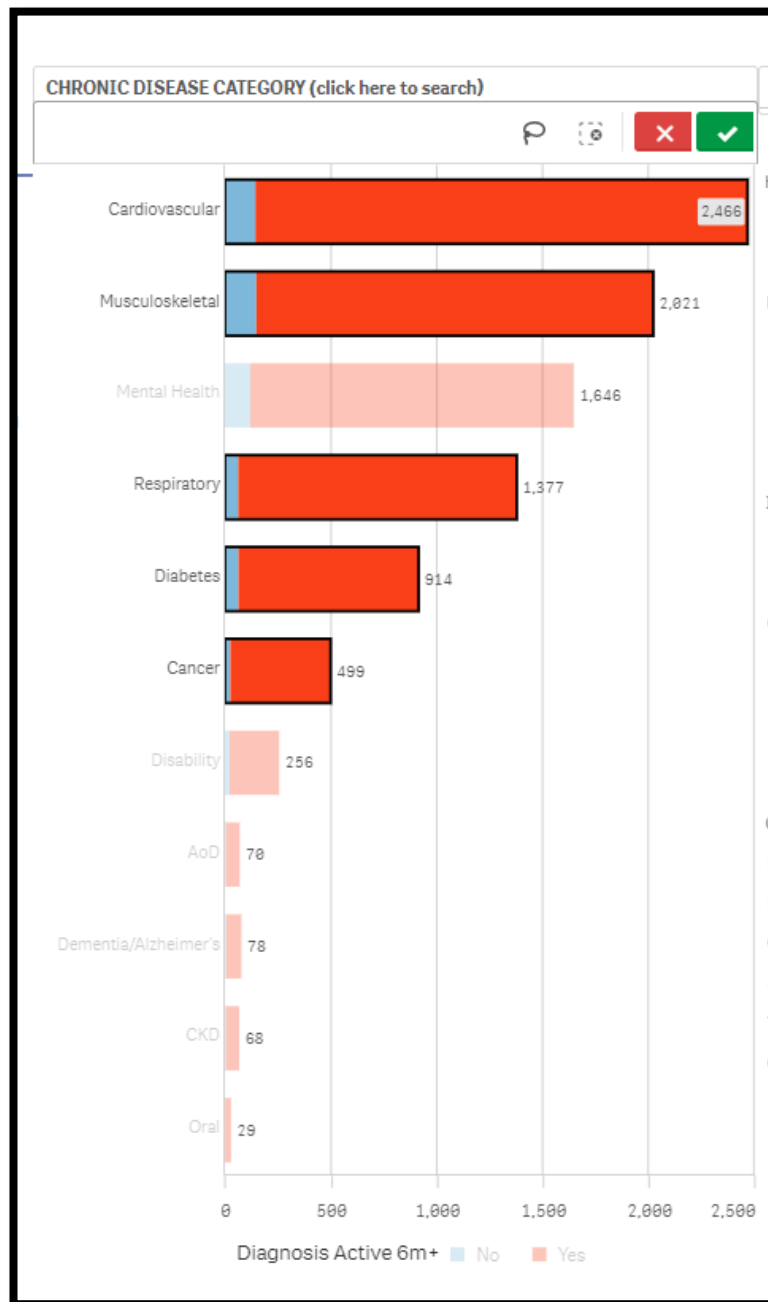
| Instructions  | Screen Shot   |
|---|---|
| <p>Login to POLAR, and navigate to 'Reports',</p> <p>selecting the 'Clinic Summary'</p>   |   |
| <p>Under the 'Filters' on the left,</p> <ul style="list-style-type: none"> <li>• click 'Patient',</li> <li>• click 'RACGP Active',</li> <li>• select 'Active'</li> <li>• and give it a green tick.</li> </ul> |  |

To identify patients with at least one chronic condition, hover over the 'Clinical' on the top bar, and select 'Diagnosis'

Then select 'Chronic Disease Categories' on the left side, to enable you to select diagnosis groups (e.g. Diabetes)



Now select the chronic conditions you'd like to target, by clicking on the bar graph for one or each condition, and click the green tick to confirm the filter.



**ALTERNATIVELY TO THE ABOVE STEP** - If the condition you wish to view is not listed in the Chronic Disease Categories – you can use the search function under “SNOMED Diagnosis” and **select all relevant coded diagnosis’** that show up.

**Please note:** this will only identify patients with a coded diagnosis recorded.

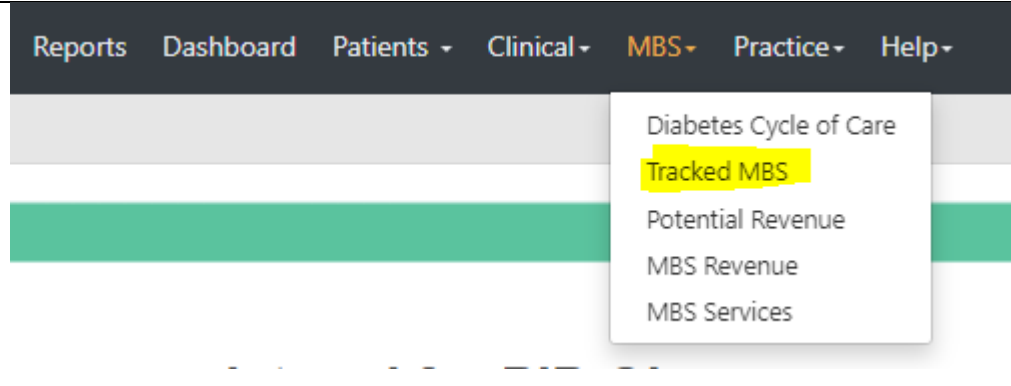
The screenshot shows a search interface for SNOMED diagnoses. The search bar contains the text "Renal Failure". A dropdown menu is open, displaying a list of search results with checkboxes. The first two results, "Acute renal failure" and "Renal failure syndrome", are checked. Below the dropdown, a bar chart displays the results: "Renal failure syndrome" has a count of 6, and "Acute renal failure" has a count of 2.

You can confirm your filters have been added, by checking the filter bar across the top of the page

– you should see two filters (RACGP active, and the Chronic Disease/s selected)

The screenshot shows the POLAR Clinic Summary - Diagnosis filter bar. It contains two active filters: "ChronicDisease... 5 of 11" and "RACGP Active Active". Two arrows point to these filters, indicating they are the ones to be confirmed.

Now navigate to the MBS Tracked report, by hovering over 'MBS' across the top, and select 'Tracked MBS' report.



At the top of this report, you can scroll down and select "Home Medication Review" to focus the rest of the report on this topic. (click on 'Home Medication Review')

**POLAR** Clinic Summary - Tracked MBS Reports Dashboard Patients Clinical MBS Practice Help

RACGP Active Active

Double click to view list  
Patient Count  
**14,299** 13,933 Active  
(Excluded Patients: 0)

Excluded patients are those defined by the the Exclusion filters. These patients are excluded from the patient count.  
This functionality is available on the Clinical Indicators page.

| Focus | Tracked MBS Item                 | Eligible Cohort | Active | Active Review  | To Action | Expired | Never Had | Partially Claimed |
|-------|----------------------------------|-----------------|--------|----------------|-----------|---------|-----------|-------------------|
|       | Chronic Disease Nurse Assessment | 2,484           | 117    | Not Applicable | 2,369     | 510     | 1,799     | 95                |
|       | 45-49 Health Assessment          | 557             | 57     | Not Applicable | 514       | 0       | 514       | Not Applicable    |
|       | 75+ Health Assessment            | 1,426           | 256    | Not Applicable | 1,175     | 243     | 932       | Not Applicable    |
|       | Home Medication Review           | 4,211           | 39     | Not Applicable | 4,178     | 69      | 4,109     | Not Applicable    |
|       | Heart Health Check               | 7,142           | 20     | Not Applicable | 7,129     | 23      | 7,106     | Not Applicable    |

You should now be able to view how these patients are tracking with Home Medication Reviews.

If you select the button that says 'Select Combined' – you can filter by patients who have either never had an HMR, or their last HMR has expired.

**The current focus is on Home Medication Review.**  
Use the table above to change the focus item, by clicking on the item that you want to view.

Tracked MBS Review Eligibility  
Use these buttons to toggle the minimum care plan review frequency

3 Months 6 Months 9 Months

**To action**  
for Home Medication Review

**2,892**

Select Never Had | Select Expired | **Select Combined**

**Partially claimed**  
for Home Medication Review

**0**

Select Eligible for Renewal | Select Eligible for Review

**Fully claimed**  
for Home Medication Review

**30**

Select Fully Claimed

**Potential Anomalies**  
for Home Medication Review

**4**

Select Potential Anomalies

Home Medication Review Patient Cohort | Future Eligibility | Claimed Services Trend

Alternatively, to replace the last three steps, you can also use the saved bookmark by going to 'Bookmarks' in the top right hand corner, and selecting 'POLAR – Medication Management Reviews).

This will add the correct filters to identify patients eligible for items 900, 903, 245 or 249)

Patient List Bookmarks

- 15-29 yr olds with CH TEST IN LAST 12 MONTHS
- 15-29 yr olds with CH TEST IN LAST 6 MONTHS
- Right Care = Better Health Patients 3
- Chlamydia Testing QI Activity
- Our GPs Only
- OsteoArthritis and BMI 25 or over
- Pensioners with Hypertension
- POLAR - Identify Patients that Require Breast Screening
- POLAR - Identify Eligible ATSI Health Assessment Patients
- POLAR - Identify Missing ATSI Status Record
- POLAR - Health Assessments Over 75s
- POLAR - Medication Management Reviews**
- POLAR - Patients (15+) currently/previously on a NRT with no smoking status recorded
- POLAR - Identify Patients that Require Bowel Cancer Screening
- POLAR - HbA1c Greater >7
- POLAR - Data Quality - smoking status

Create Bookmark from Current Selections  
Edit Bookmarks

You can view the number of patients who fit within these filters by looking at the Patient Count on the top left corner.

Double click to view list

### Patient Count

44  
Active

(Excluded Patients: 0)

Excluded patients are those defined by the the Exclusion filters. These patients are excluded from the patient count.

This functionality is available on the Clinical Indicators page.

You can generate a Patient List by clicking 'Patient List' in the top right hand corner.

