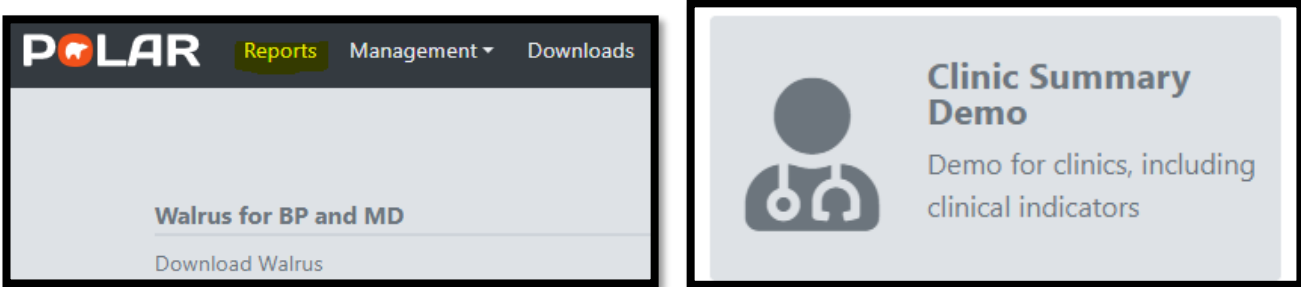
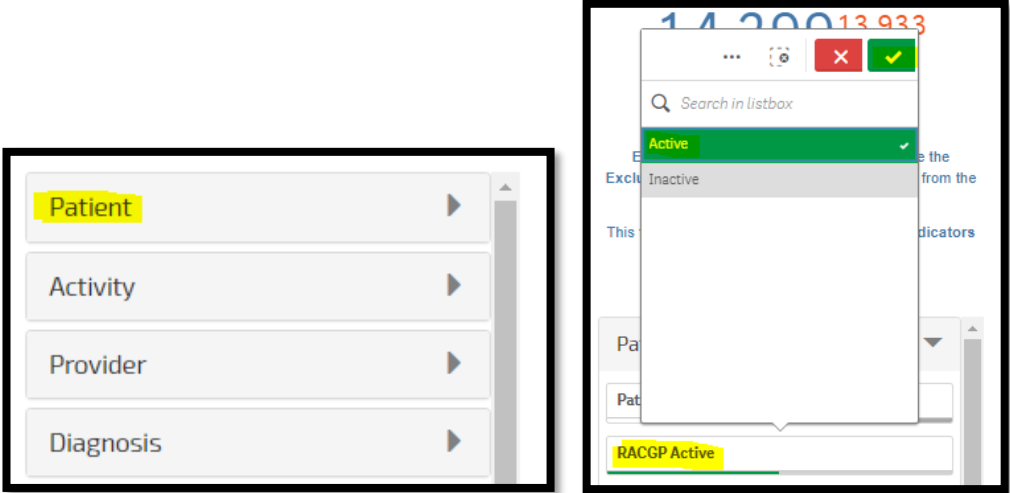


# POLAR WALKTHROUGH

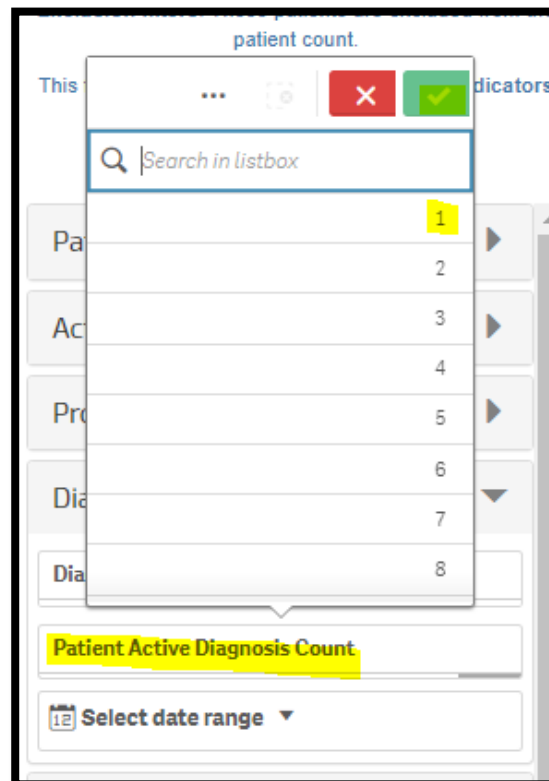
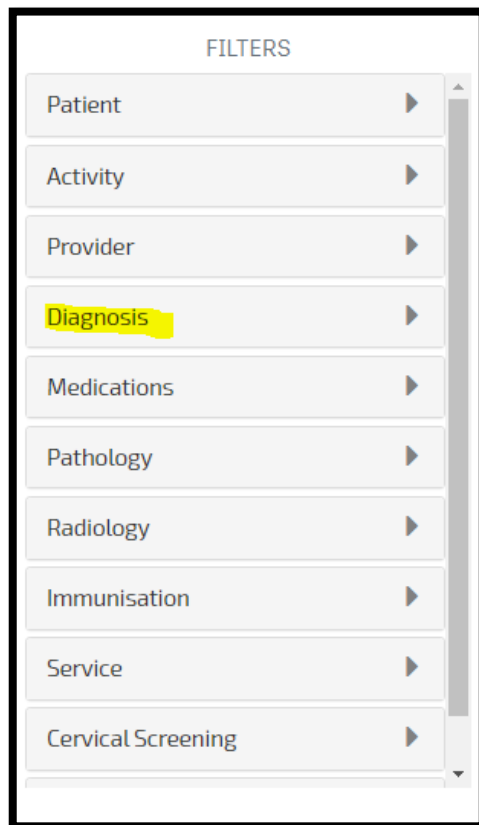
## Identifying RACGP active patients with a certain number of diagnosis'

This activity guides practices to identify how many RACGP active patients (have attended the clinic at least three times in the last 2 years), have a certain number of recorded diagnosis'.

Instructions	Screen Shot
<p>Login to POLAR, and navigate to 'Reports',</p> <p>selecting the 'Clinic Summary'</p>	
<p>Under the 'Filters' on the left,</p> <ul style="list-style-type: none"> <li>• click 'Patient',</li> <li>• click 'RACGP Active',</li> <li>• select 'Active'</li> <li>• and give it a green tick.</li> </ul>	

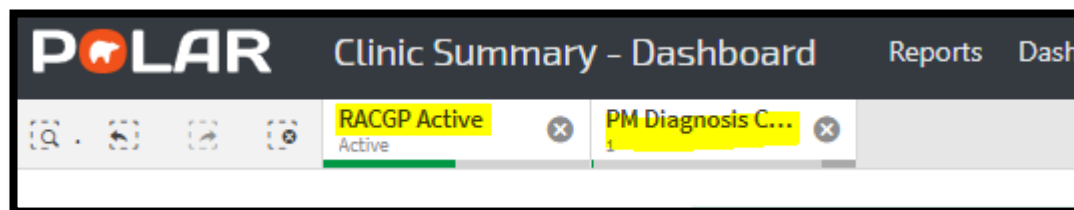
Under the 'Filters' on the left, select 'Diagnosis', then 'Patient Active Diagnosis Count'.

Here you can select whichever number you want, note that this will include patients with a total of that number (eg. 1 diagnosis recorded). Select the number you want, and give it a green tick.



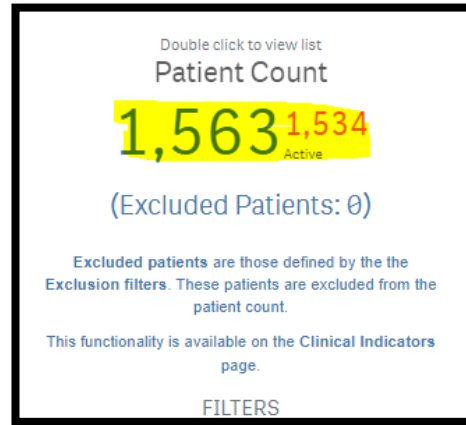
You can confirm your filters have been added, by checking the filter bar across the top of the page

– you should see two filters (RACGP Active and PM Diagnosis Count)



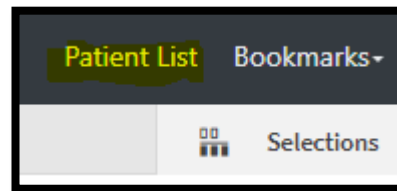
You can view the number of patients who fit within these filters by looking at the Patient Count on the top left corner.

You can now go back into 'Filters' and change the number of chronic conditions if you want to check another cohort.



Double click to view list  
**Patient Count**  
**1,563** Active ~~1,534~~  
(Excluded Patients: 0)  
Excluded patients are those defined by the the Exclusion filters. These patients are excluded from the patient count.  
This functionality is available on the Clinical Indicators page.  
FILTERS

You can generate a Patient List by clicking 'Patient List' in the top right hand corner.



Patient List Bookmarks-  
Selections