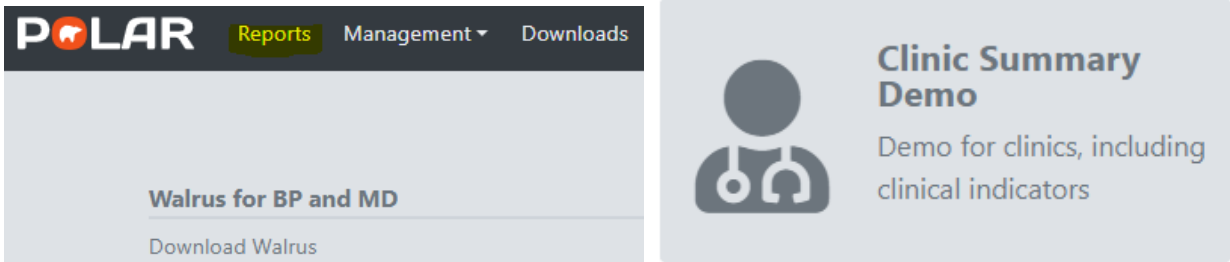
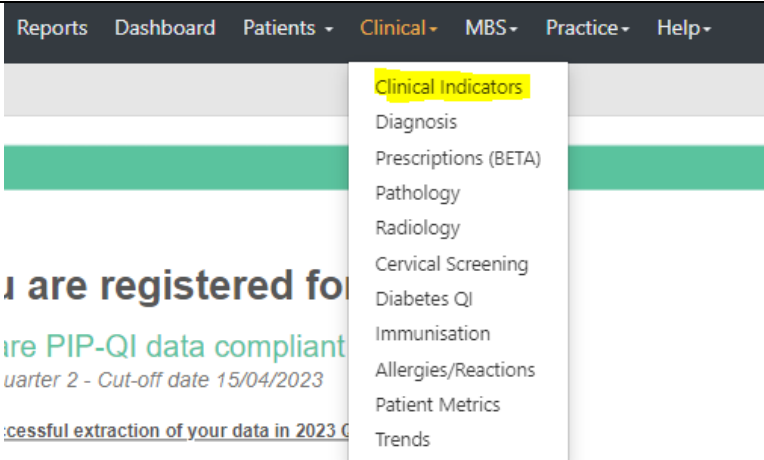


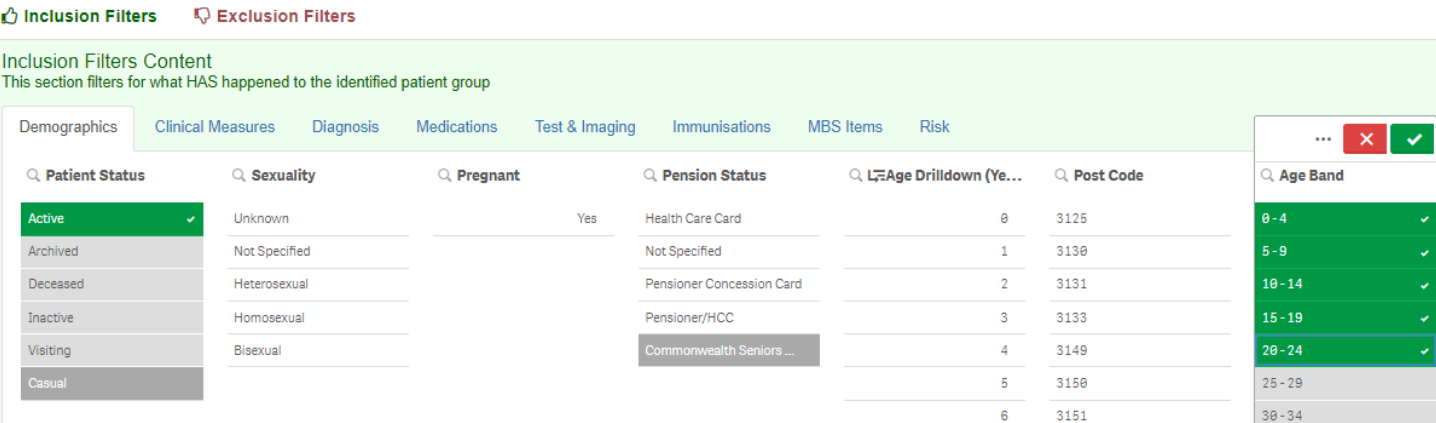
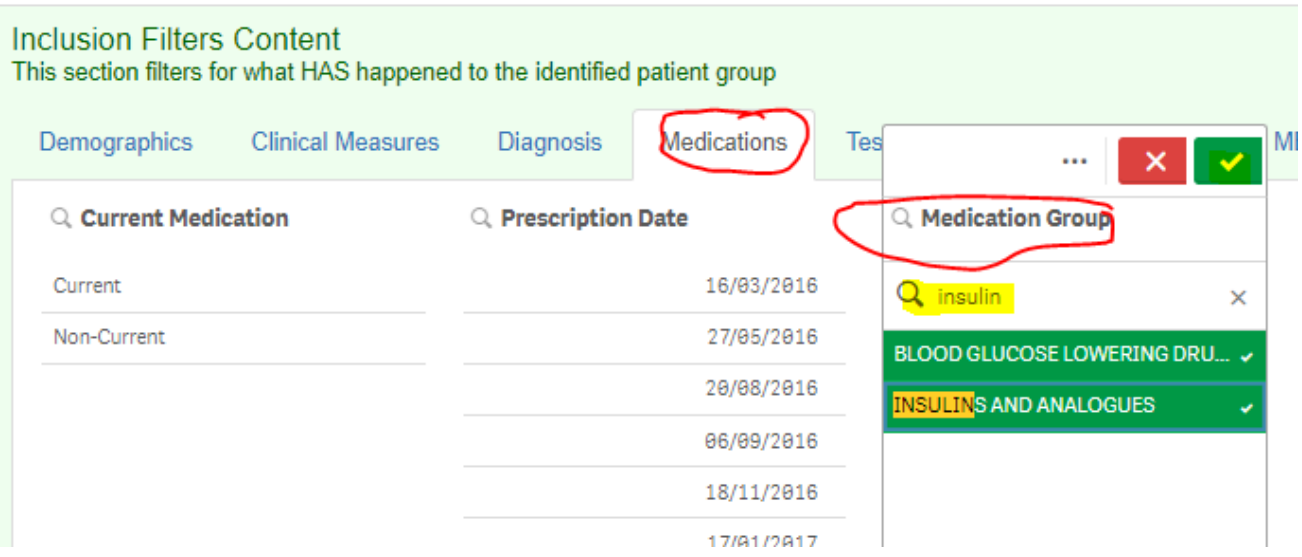
POLAR WALKTHROUGH

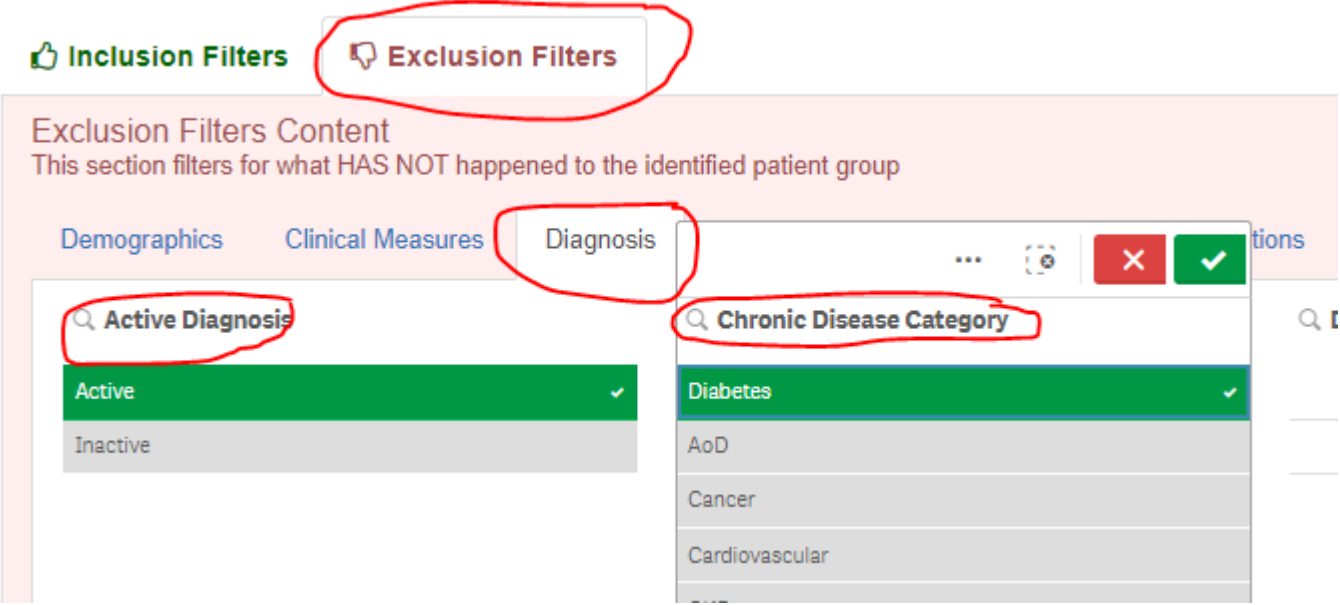
Identifying patients with no coded diagnosis of diabetes recorded

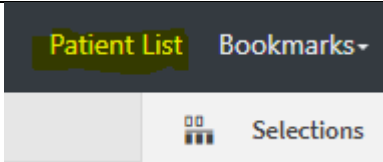
This activity guides practices to identify young patients who have been prescribed insulin medication, but have no active and coded diagnosis of diabetes recorded in their file. A Practice Nurse or GP could then go into the patient files and ensure their diagnosis is recorded correctly. This is important when using digital tools to generate lists of patients who have diabetes and may be eligible for certain care items.

| Instructions | Screen Shot |
|--|---|
| Login to POLAR, and navigate to 'Reports', selecting the 'Clinic Summary' |  |
| Hover over 'Clinical' And select 'Clinical Indicators'. In this report, you can choose to include patients with certain activities or filters, and exclude patients with certain activities or filters. |  |

Last Updated: 7/2/2024

| | |
|--|--|
| <p>In the 'Inclusion Filters'</p> <p>Select under 'Demographics'</p> <ul style="list-style-type: none"> • Patient Status: Active • Age Bands of 0-24 |  <p>Inclusion Filters Exclusion Filters</p> <p>Inclusion Filters Content This section filters for what HAS happened to the identified patient group</p> <p>Demographics Clinical Measures Diagnosis Medications Test & Imaging Immunisations MBS Items Risk</p> <p> Patient Status Active ✓ Archived Deceased Inactive Visiting Casual </p> <p> Sexuality Unknown Not Specified Heterosexual Homosexual Bisexual </p> <p> Pregnant Yes </p> <p> Pension Status Health Care Card Not Specified Pensioner Concession Card Pensioner/HCC Commonwealth Seniors ... </p> <p> Age Drilldown (Ye...) 0 1 2 3 4 5 6 </p> <p> Post Code 3125 3130 3131 3133 3149 3150 3151 </p> <p> Age Band 0 - 4 ✓ 5 - 9 ✓ 10 - 14 ✓ 15 - 19 ✓ 20 - 24 ✓ 25 - 29 30 - 34 </p> |
| <p>Select under 'Medications'</p> <ul style="list-style-type: none"> • Medication Group – type 'insulin' into search box and select all that come up, give it a green tick. |  <p>Inclusion Filters Exclusion Filters</p> <p>Inclusion Filters Content This section filters for what HAS happened to the identified patient group</p> <p>Demographics Clinical Measures Diagnosis Medications Test & Imaging Immunisations MBS Items Risk</p> <p> Current Medication Current Non-Current </p> <p> Prescription Date 16/03/2016 27/05/2016 20/08/2016 06/09/2016 18/11/2016 17/01/2017 </p> <p> Medication Group insulin BLOOD GLUCOSE LOWERING DRU... ✓ INSULIN S AND ANALOGUES ✓ </p> |

| | | | | | | | | | | | | | |
|---|--|--------|---|----------|--|----------|---|-----|--|--------|--|----------------|--|
| | | | | | | | | | | | | | |
| <p>Now select 'Exclusion Filters'</p> <p>And navigate to 'Diagnosis'</p> <ul style="list-style-type: none"> • Select 'Active' under Active Diagnosis, give it a green tick • Select 'Diabetes' under 'Chronic Disease Category', and give it a green tick. <p>This will now exclude the patients who already have an active diagnosis of Diabetes recorded on their file.</p> |  <p>Inclusion Filters Exclusion Filters</p> <p>Exclusion Filters Content This section filters for what HAS NOT happened to the identified patient group</p> <p>Demographics Clinical Measures Diagnosis</p> <p>Active Diagnosis</p> <table border="1"> <tr> <td>Active</td> <td>✓</td> </tr> <tr> <td>Inactive</td> <td></td> </tr> </table> <p>Chronic Disease Category</p> <table border="1"> <tr> <td>Diabetes</td> <td>✓</td> </tr> <tr> <td>AoD</td> <td></td> </tr> <tr> <td>Cancer</td> <td></td> </tr> <tr> <td>Cardiovascular</td> <td></td> </tr> </table> | Active | ✓ | Inactive | | Diabetes | ✓ | AoD | | Cancer | | Cardiovascular | |
| Active | ✓ | | | | | | | | | | | | |
| Inactive | | | | | | | | | | | | | |
| Diabetes | ✓ | | | | | | | | | | | | |
| AoD | | | | | | | | | | | | | |
| Cancer | | | | | | | | | | | | | |
| Cardiovascular | | | | | | | | | | | | | |

| | |
|---|--|
| <p>You can view the number of patients who fit within these filters by looking at the Patient Count on the top left corner.</p> | <p>Double click to view list</p> <p>Patient Count</p> <p>42⁴² Active</p> <p>(Excluded Patients: 9)</p> <p>Excluded patients are those defined by the the Exclusion filters. These patients are excluded from the patient count.</p> <p>This functionality is available on the Clinical Indicators page.</p> |
| <p>You can generate a Patient List by clicking 'Patient List' in the top right hand corner.</p> <p>A GP or Practice Nurse could go and record an active diagnosis of Diabetes for these patients.</p> |  |

You could save these filters as a Bookmark, to be able to quickly apply the same filters – click 'Bookmarks' and select 'Create Bookmark from Current Selections' – name your bookmark for future use.

Patient List Bookmarks-

15-29 yr olds with CH TEST IN LAST 12 MONTHS
Right Care = Better Health Patients 3
Our GPs Only
OsteoArthritis and BMI 25 or over
Pensioners with Hypertension
POLAR - Identify Patients that Require Breast Screening
POLAR - Identify Eligible ATSI Health Assessment Patients
POLAR - Identify Missing ATSI Status Record
POLAR - Health Assessments Over 75s
POLAR - Medication Management Reviews
POLAR - Patients (15+) currently/previously on a NRT with no smoking status recorded
POLAR - Identify Patients that Require Bowel Cancer Screening
POLAR - HbA1c Greater >7
POLAR - Data Quality - smoking status
15-29 yr olds with CH TEST IN LAST 6 MONTHS

Create Bookmark from Current Selections
Edit Bookmarks