

POLAR WALKTHROUGH

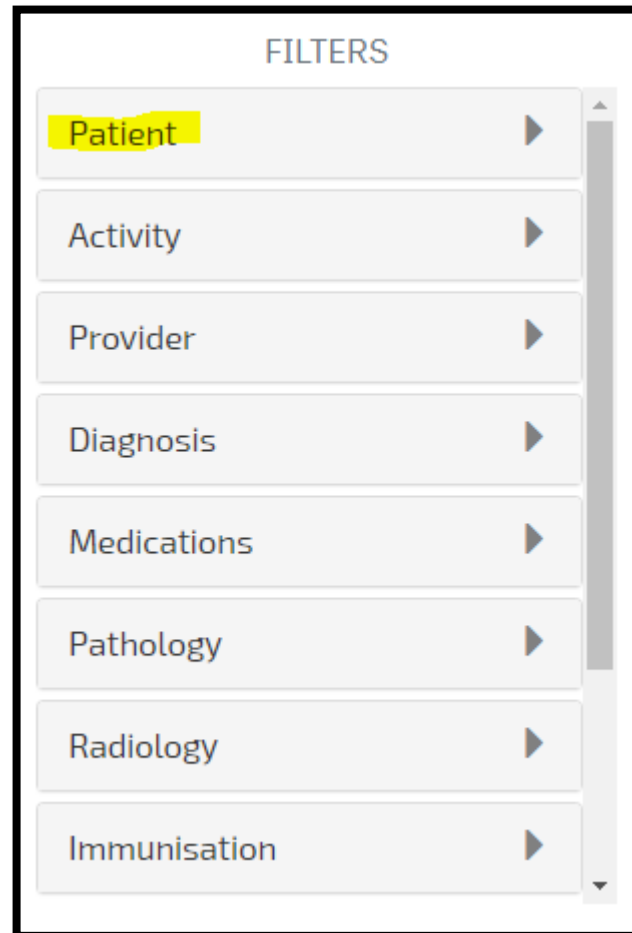
View patients aged 75 and over with existing chronic conditions

This activity guides practices to identify patients based on the number of chronic co-morbidities they have.

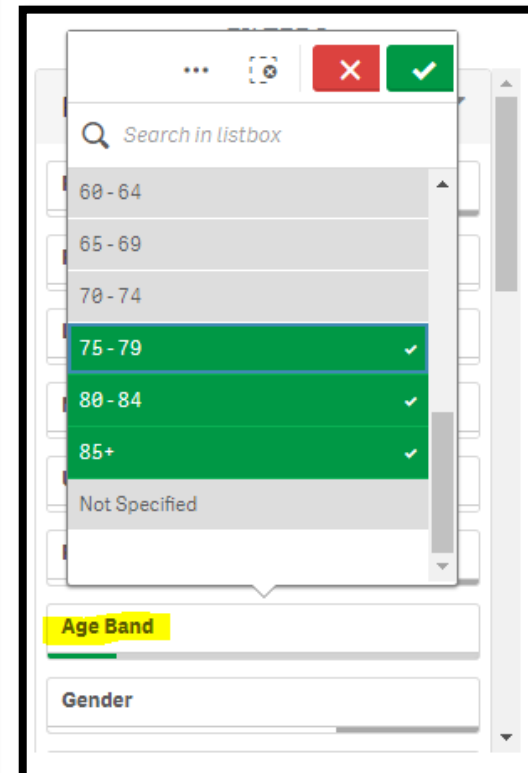
Instructions	Screen Shot
Login to POLAR, and navigate to 'Reports', selecting the 'Clinic Summary'	
Select RACGP & Practice Active Patients.	

In the filters menu, select patient.

Select Age Band, and the 75-79, 80-84, and 85+ age bands.

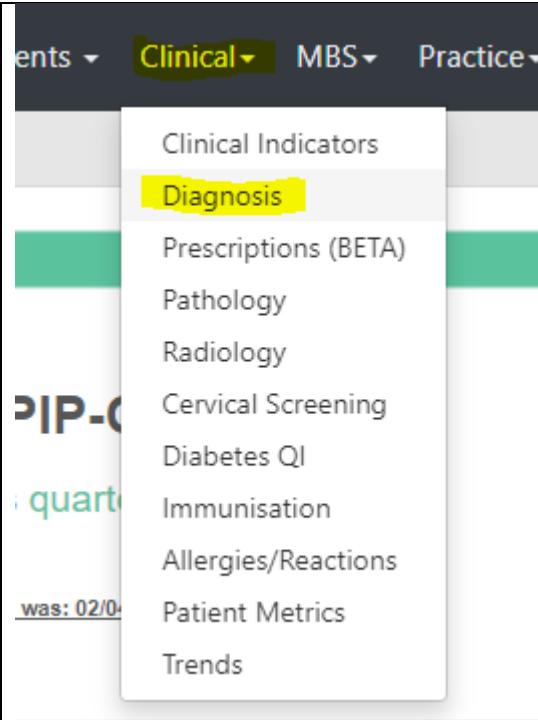



A screenshot of a 'FILTERS' menu. The menu is titled 'FILTERS' in blue text at the top. Below the title, there is a list of filter categories: 'Patient', 'Activity', 'Provider', 'Diagnosis', 'Medications', 'Pathology', 'Radiology', and 'Immunisation'. Each category is in a light gray box with a right-pointing arrow. The 'Patient' category is highlighted with a yellow background.



A screenshot of a dropdown menu for selecting an 'Age Band'. The dropdown is open, showing a list of age ranges: '60 - 64', '65 - 69', '70 - 74', '75 - 79', '80 - 84', '85+', and 'Not Specified'. The '75 - 79', '80 - 84', and '85+' options are highlighted in green and have a checkmark in a green box to their right. The '60 - 64' option is highlighted in gray. Above the list is a search bar with the text 'Search in listbox'. At the top right of the dropdown are three buttons: a red 'X', a green checkmark, and a magnifying glass icon. Below the dropdown, the 'Age Band' label is highlighted in yellow, and the 'Gender' label is visible below it.

Navigate to clinical > diagnosis



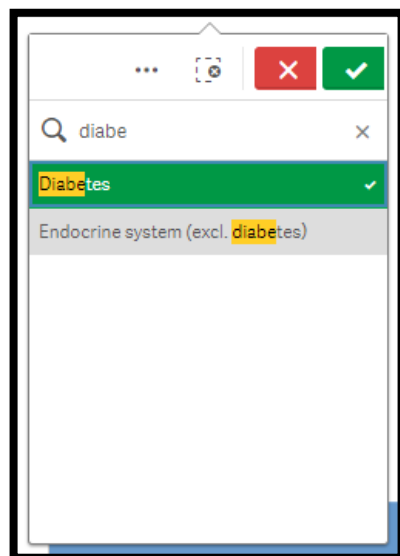
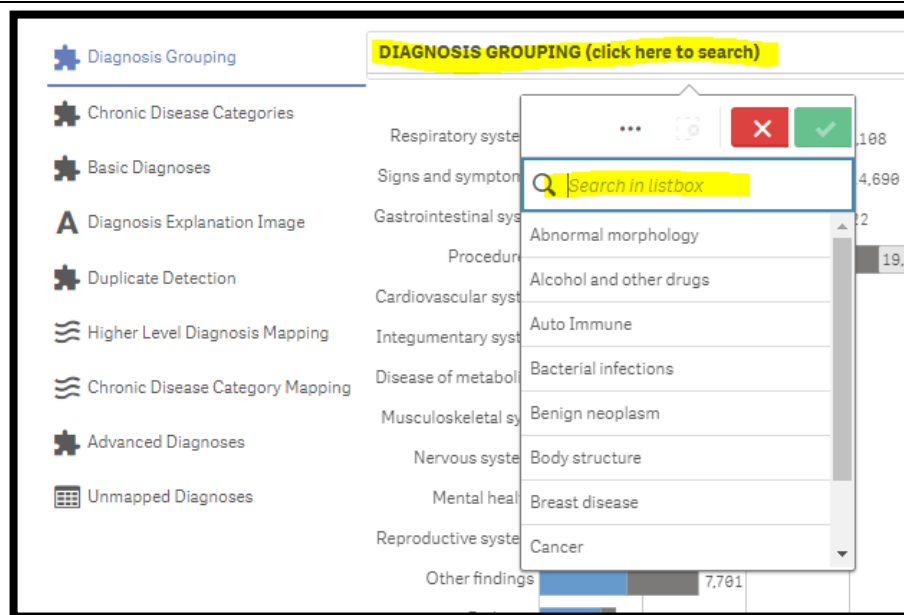
Using the Diagnosis Grouping section ( [Diagnosis Grouping](#)) there are a few ways of selecting diagnoses.

The first option is to use diagnosis grouping ([DIAGNOSIS GROUPING \(click here to search\)](#)). Click on diagnosis grouping and search diagnosis categories such as:

- Diabetes
- Respiratory
- Cardiovascular
- Musculoskeletal
- Mental Health

When you find each diagnosis, click on it to select. It will then turn green.

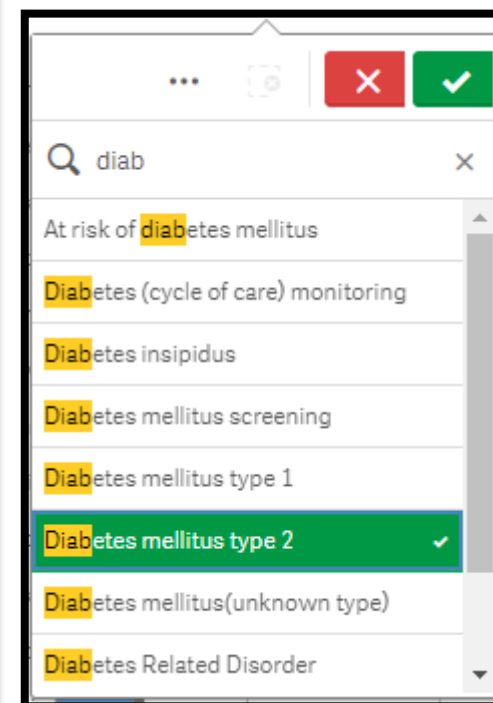
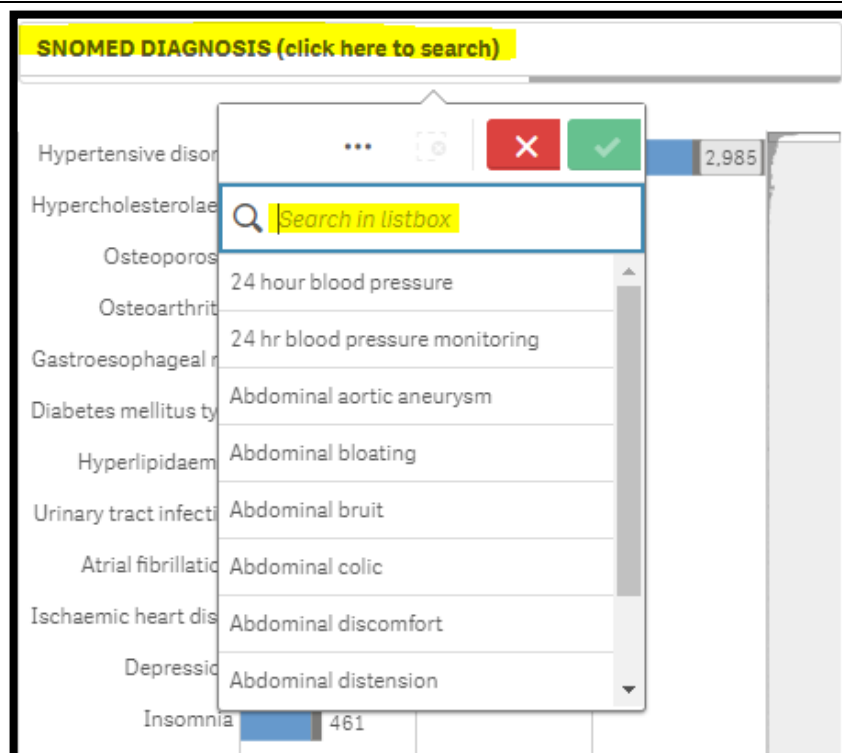
Click the green tick in the top right hand corner.



The other option is to use SNOMED* diagnosis. Click on SNOMED diagnosis and search specific diagnoses such as

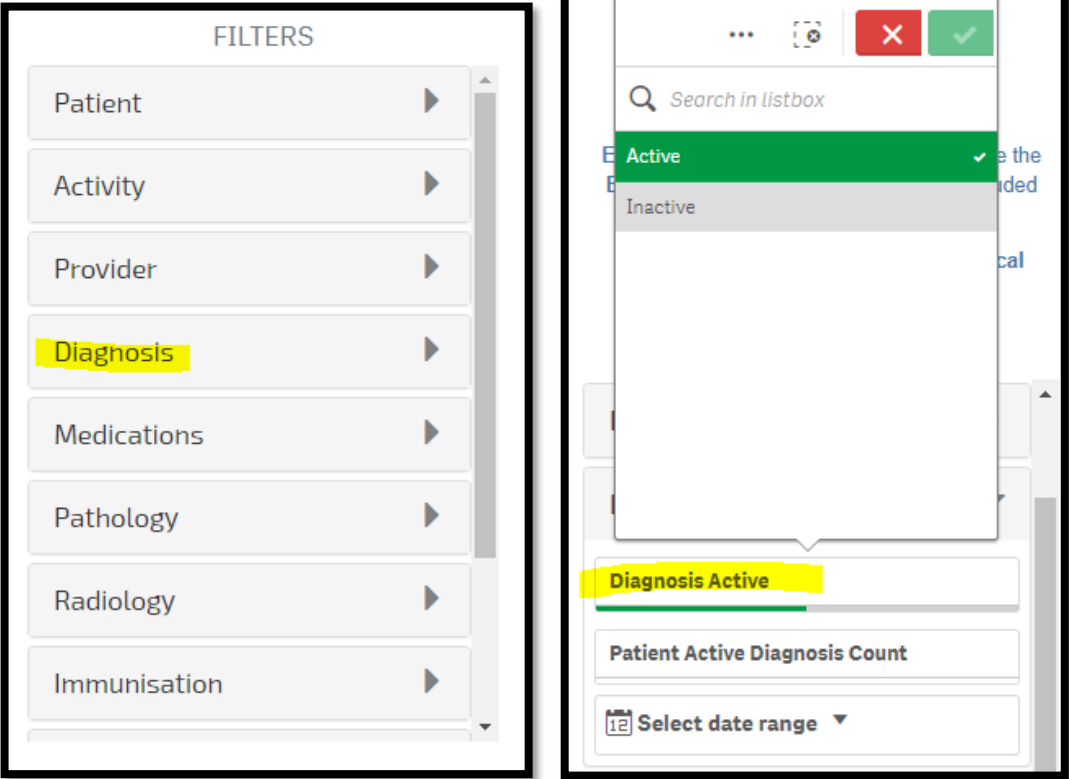
- Diabetes mellitus type 2
- COPD
- Ischaemic heart disease
- Arthritis
- Depression

*SNOMED is a clinical terminology. It standardises clinical phrases entered into electronic health records.



In the filters menu, select diagnosis.

Select active diagnosis. This means we will only be looking at current diagnoses, not diagnoses that are now inactive.



You can view the number of patients who fit within these filters by looking at the Patient Count on the top left corner.

Double click to view list

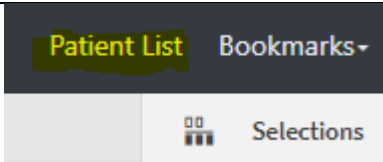
Patient Count

4⁴
Active

(Excluded Patients: 0)

Excluded patients are those defined by the the Exclusion filters. These patients are excluded from the patient count.

This functionality is available on the Clinical Indicators page.

<p>You can generate a Patient List by clicking 'Patient List' in the top right hand corner.</p>	
<p>You could save these filters as a Bookmark, to be able to quickly apply the same filters – click 'Bookmarks' and select 'Create Bookmark from Current Selections' – name your bookmark for future use.</p>	